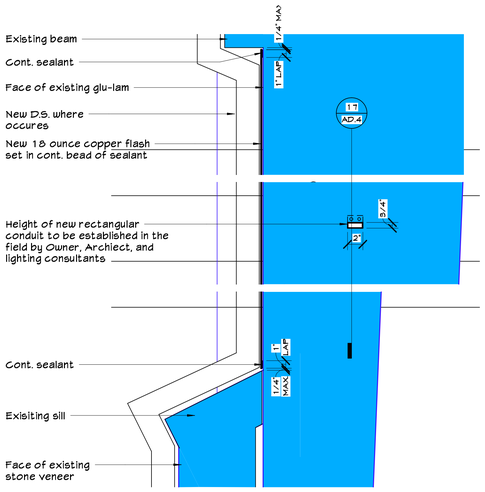

16 D.S. / GLU-LAM FLASH / CONDUIT SECT.
1 1/2" = 1'-0"

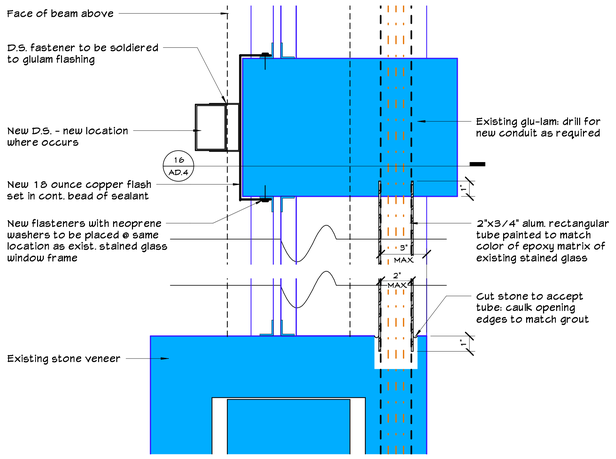

15 D.S. / GLU-LAM FLASHING / CONDUIT PLAN
3" = 1'-0"

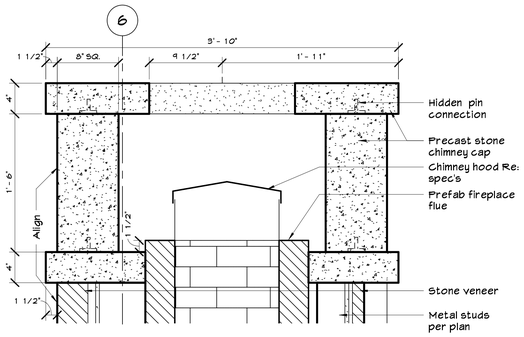

5 TYP. CHIMNEY CAP
1 1/2" = 1'-0"

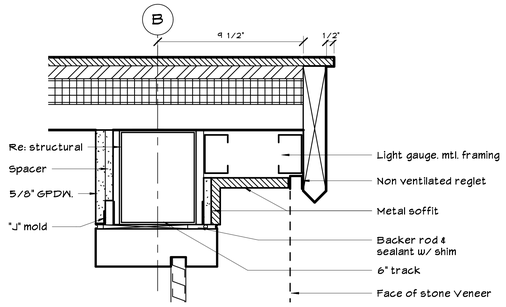

1 LOUVER @ GABLE
3" = 1'-0"

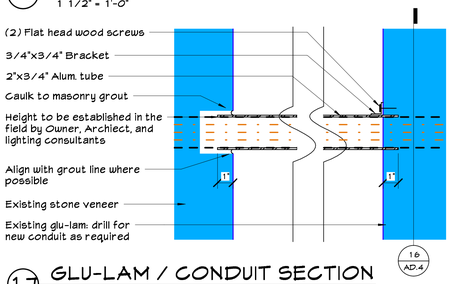

17 GLU-LAM / CONDUIT SECTION
3" = 1'-0"

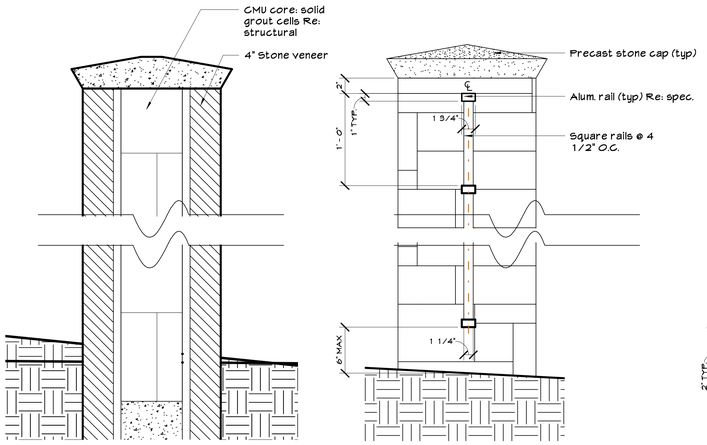

13 COLUMN @ COURTYARD
1 1/2" = 1'-0"

14 COURTYARD RAILING
1 1/2" = 1'-0"

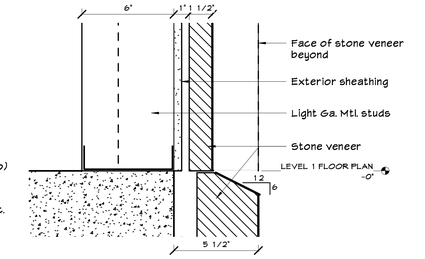

6 FIREPLACE REVEAL
3" = 1'-0"

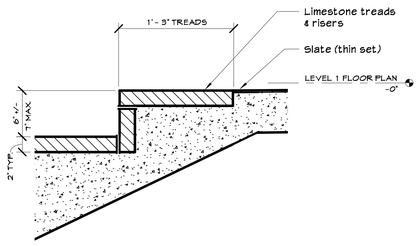

7 ENTRY STEPS
1 1/2" = 1'-0"

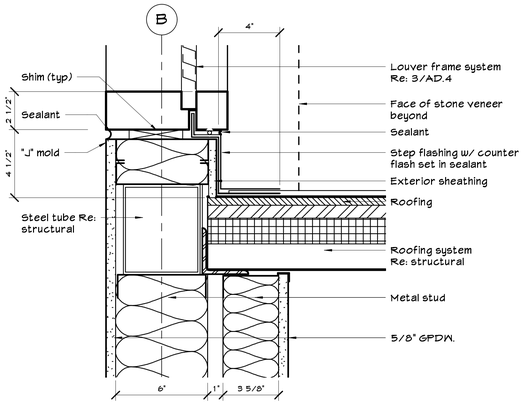

2 LOUVER BASE @ ROOF
3" = 1'-0"

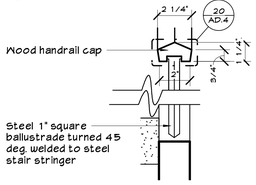

19 STAIR HANDRAIL
3" = 1'-0"

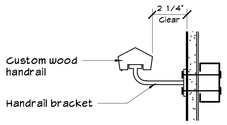

18 HANDRAIL @ WALL
3" = 1'-0"

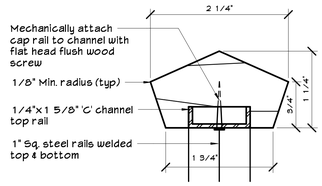

20 WOOD RAIL CAP
1 : 1

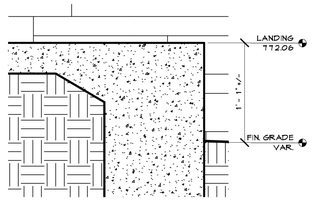

11 LOADING RAMP LANDING
1 1/2" = 1'-0"

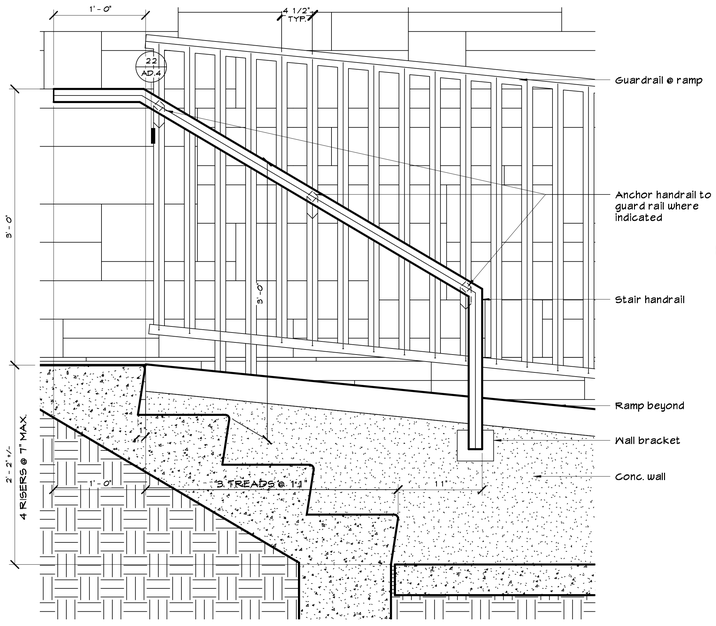

10 LOADING RAMP STAIRS
1 1/2" = 1'-0"

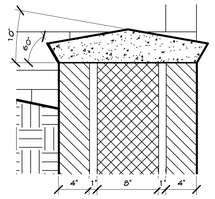

8 WALL CAP @ PLANTER
1 1/2" = 1'-0"

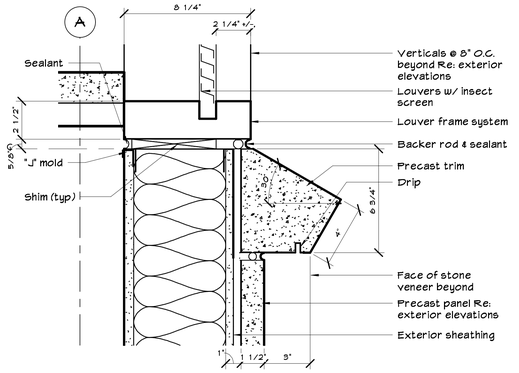

3 LOUVER BASE @ PRECAST
3" = 1'-0"

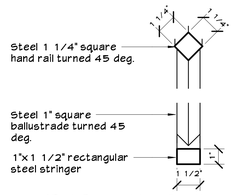

21 EXT. HANDRAIL
3" = 1'-0"

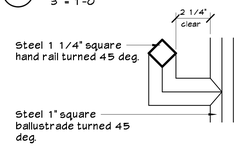

22 EXT. HANDRAIL
3" = 1'-0"

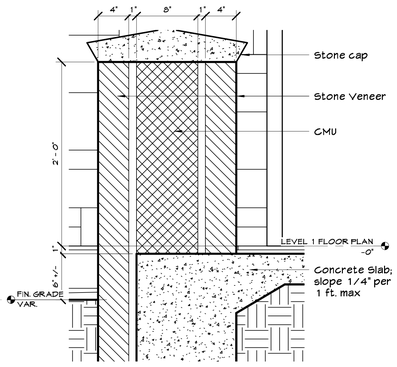

12 LOADING RAMP WALL
1 1/2" = 1'-0"

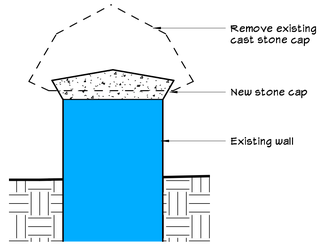

9 Wall Cap
1 1/2" = 1'-0"

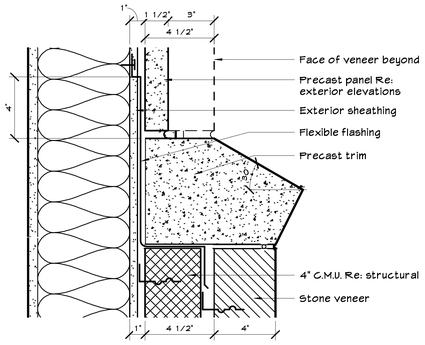

4 TYP. PRECAST TRIM
3" = 1'-0"

PROJECT

REMODEL AND ADDITION TO:
SHARP CHAPEL

Sharp Memorial Chapel

THE UNIVERSITY OF TULSA
600 SOUTH COLLEGE AVENUE
TULSA, OKLAHOMA
74104

ARCHITECT

BRIAN LLOYD FREESE ARCHITECTURE
6144 S. LEWIS
SUITE 500
TULSA, OKLAHOMA
74136-1001
TELEPHONE
918.744.7887

CONSULTANT

SEAL

APPROVAL / DATE

KEYPLAN

DRAWN BY G.M.V. / J.M.S.
SCALE As indicated
DATE 11/08/02
REVISED 11/08/02

PROJECT NO. 0101
FILE NAME

PAGE DETAILS

AD.4